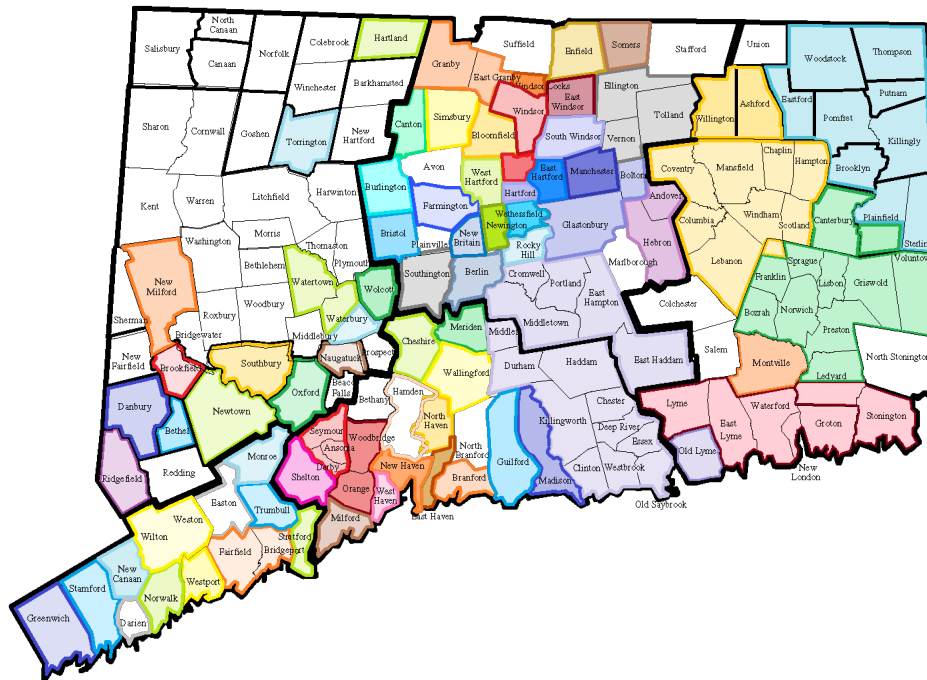


2022 Atlas of Connecticut EMS

Paramedic Primary Service Areas by EMS Region



Licensed Connecticut Paramedics – **2,713**

EMS Services providing Paramedic coverage of CT - **65**

Paramedic PSAs Currently Unassigned - **42**

Benjamin Zura

ben.zura@gmail.com

Director of Innovation & Strategy,
Emergency Resource Management

Region 2 Representative,
CT Association of Paramedics and EMTs

2022 Atlas of Connecticut EMS

Paramedic Primary Service Areas - Data and Methods

Primary Service Area Responder	EMS Service Type	PSA Land Area	Population of PSA	Population Density	2020 EMS Calls in PSA	Active Paramedic Licenses
<p>The name of the EMS service currently assigned as the Primary Service Area Responder at the Paramedic level per a roster generated from</p> <p>https://www.elicense.ct.gov/Lookup/GenerateRoster.aspx</p> <p>On 5-11-22.</p>	<p>COM - Commercial</p> <p>COM-H – Hospital-owned, commercially operated.</p> <p>NP – Non-Profit</p> <p>FD - Fire Department</p> <p>H - Hospital-Based</p> <p>Mun – Municipal</p> <p>IND – Industrial Facility-Based</p>		<p>The data for each Town (or group of towns) within the PSA as published by the CT Office of Policy and Management's "Municipal Fiscal Indicators" report released April 2021.</p> <p>https://portal.ct.gov/-/media/OPM/IGP/munfinsr/Municipal-Fiscal-Indicators/FI-2015-19-Final-AsOf-4-30-21.pdf</p>		<p>The number of EMS calls that happened within the PSA as published in the CEMSTARS 2020 Data Report in December of 2021.</p> <p>https://portal.ct.gov/-/media/Departments-and-Agencies/DPH/dph/ems/pdf/CEMSTARS/2021/2020-Annual-Report-Final-7-13-21.pdf</p> <p>NOT the number of calls that the PSAR service completed.</p>	<p>All licensed Paramedics with a mailing address inside the PSA per a roster generated from</p> <p>https://www.elicense.ct.gov/Lookup/GenerateRoster.aspx</p> <p>On 7-31-21.</p>

EMS Services Assigned Paramedic PSAs in Region:

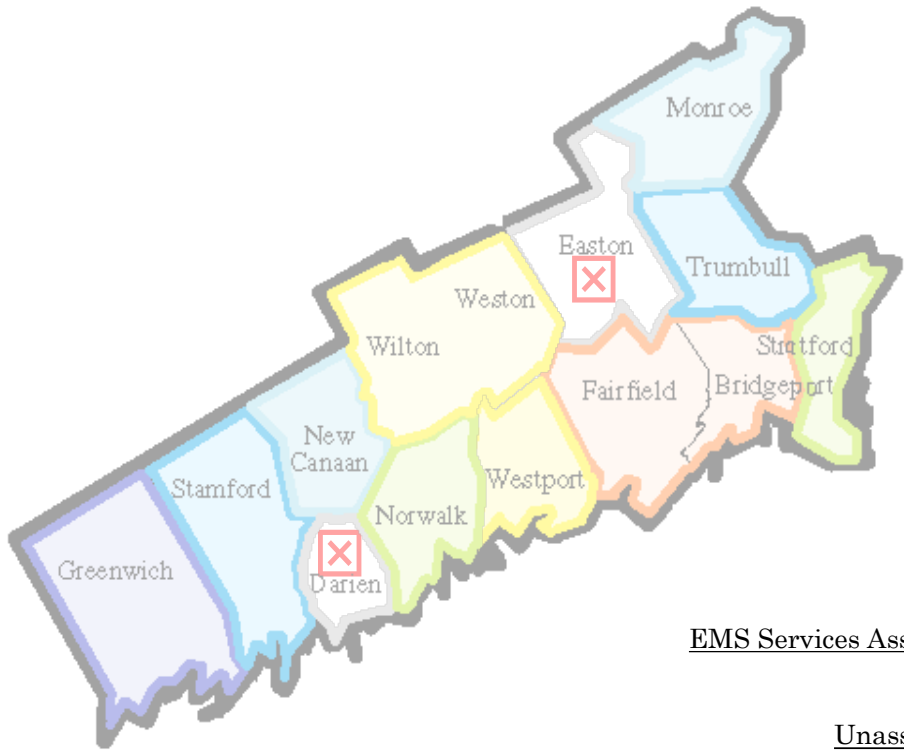
Unassigned Paramedic PSAs in Region:

Population of Region:

Paramedics Licensed in Region:

The sum of the columns that follow for each region.

2022 Atlas of Connecticut EMS
Paramedic Primary Service Areas - EMS Region 1




EMS Services Assigned Paramedic PSAs in Region 1: 10

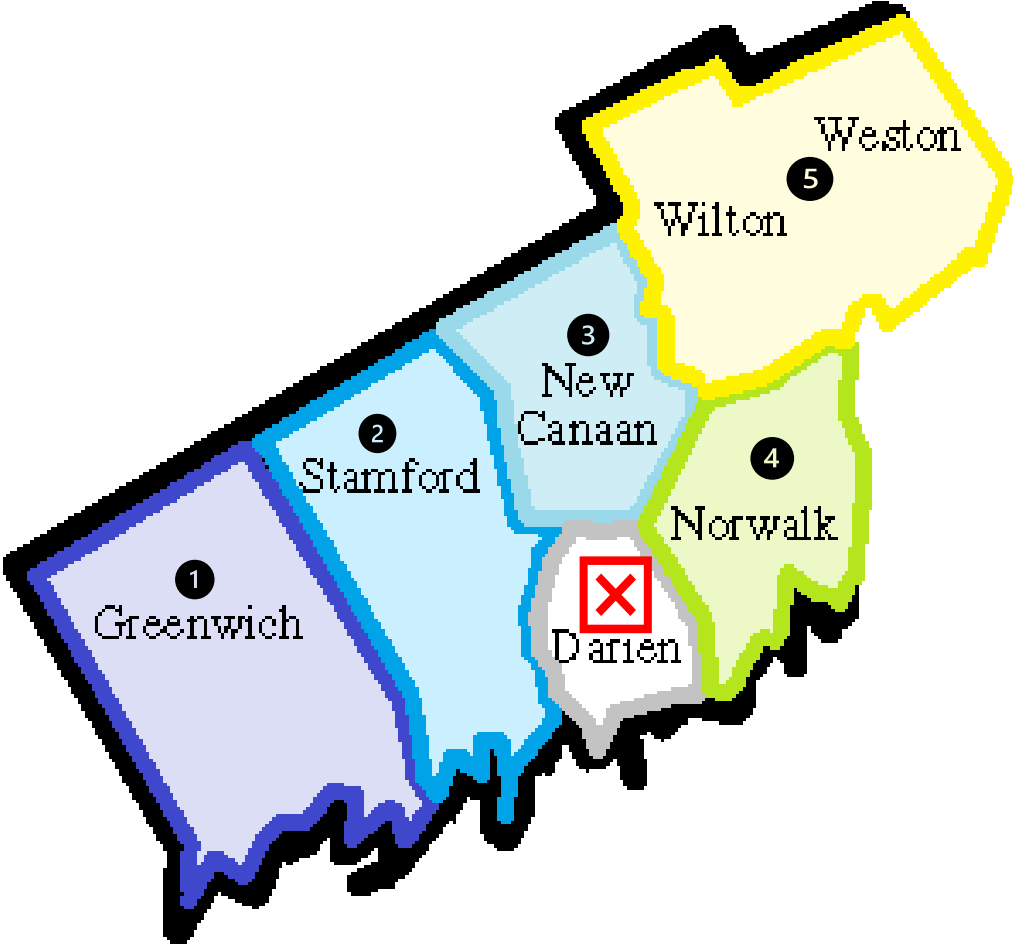
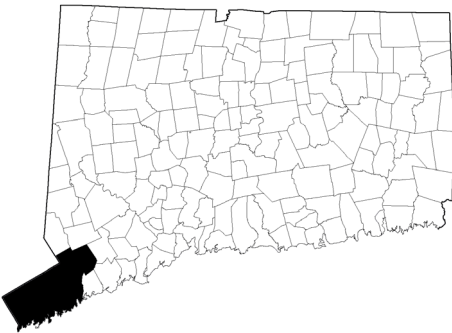
Unassigned Paramedic PSAs in Region 1: 2

Population of Region 1: 701,262

Paramedics Licensed in Region 1: 185

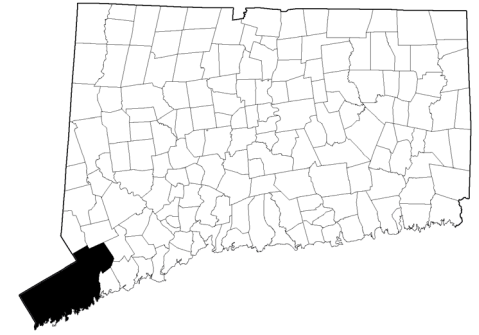
 = Paramedic PSA has not been assigned by OEMS

2022 Atlas of Connecticut EMS
Paramedic Primary Service Areas - EMS Region 1



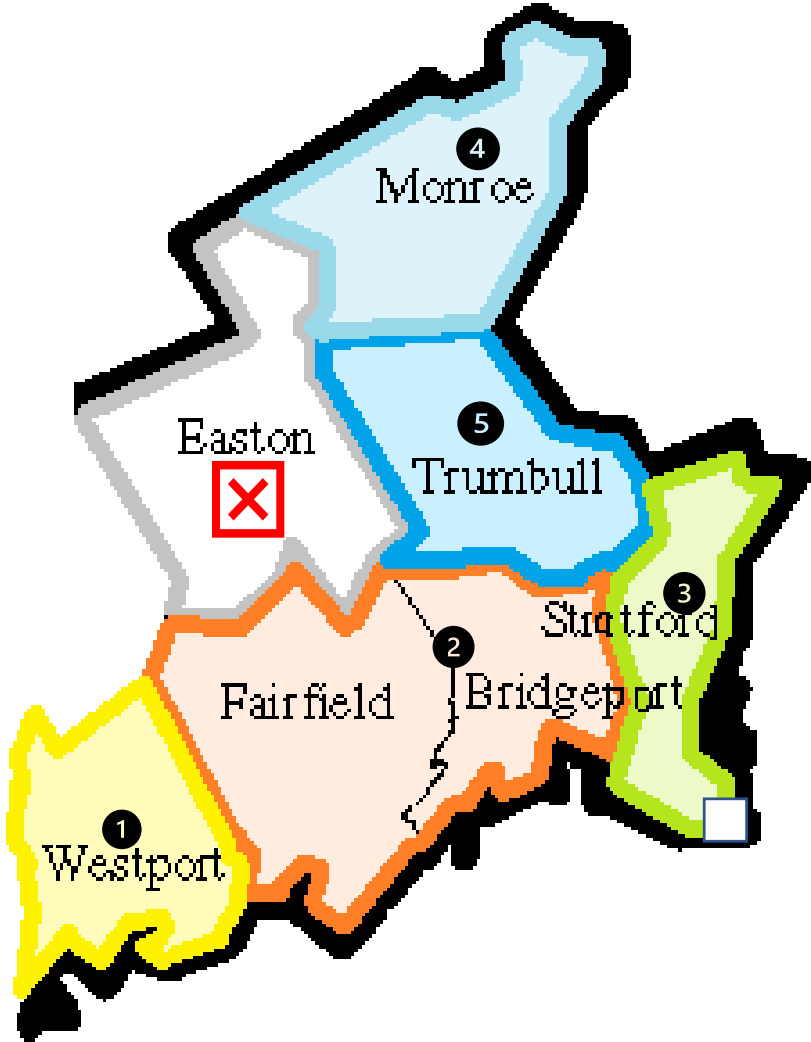
2022 Atlas of Connecticut EMS

Paramedic Primary Service Areas - EMS Region 1



Primary Service Area Responder	Service Type	Land Area (mi ²)	PSA Population	Pop. Density (pop/mi ²)	2020 EMS Calls in PSA	Active Medic Licenses
1. Greenwich EMS	Mun	47.62	62,840	1,319	3,951	6
2. Stamford EMS, Inc	NP	37.64	129,638	3,444	14,052	10
3. New Canaan EMS, Inc	Mun	22.20	20,233	167	2,337	4
4. Norwalk Hospital Association	H	22.86	88,816	3,885	10,737	22
5. Wilton-Weston ALS Association, Inc	NP	26.81	18,343	684	2,946	8
Darien – PARAMEDIC PSA UNASSIGNED	-	12.66	21,728	1,716	2,222	6
Refers to Agency		Refers to Area				

2022 Atlas of Connecticut EMS
Paramedic Primary Service Areas - EMS Region 1



2022 Atlas of Connecticut EMS

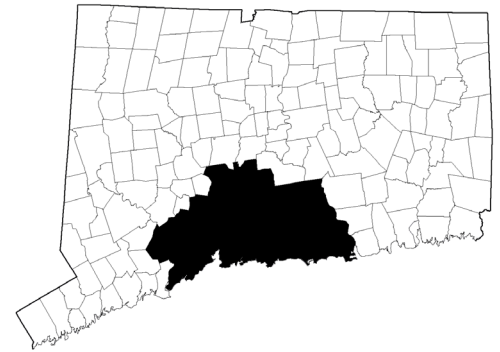
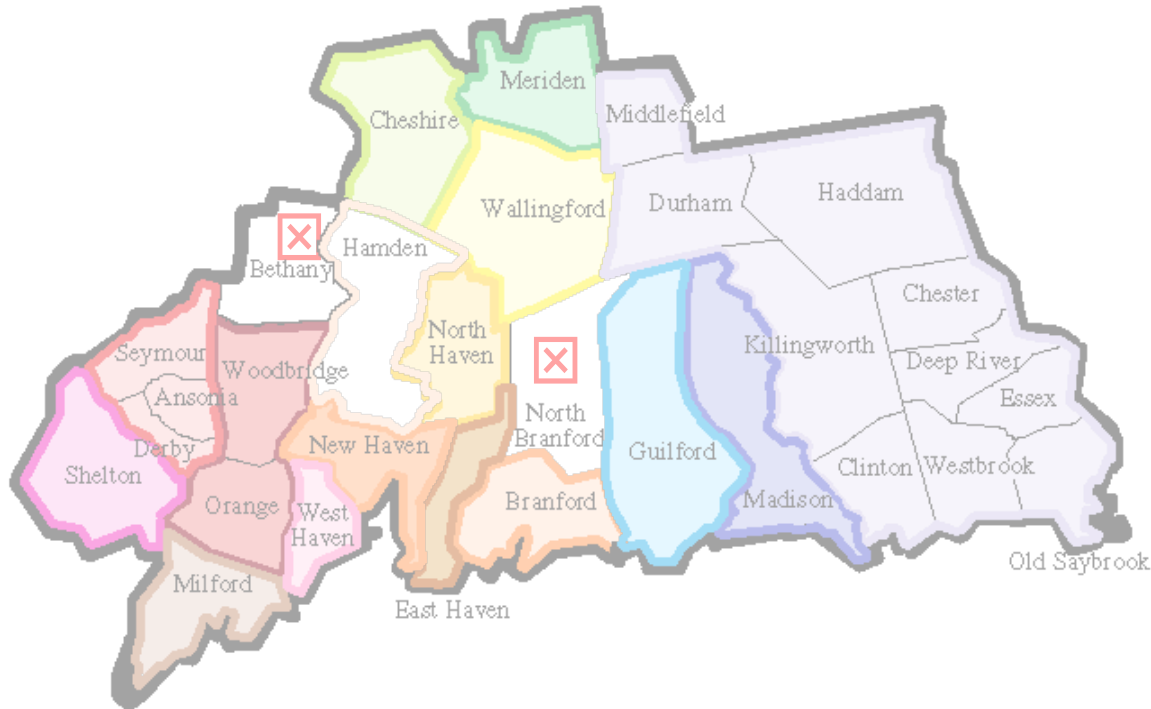
Paramedic Primary Service Areas - EMS Region 1



Primary Service Area Responder	Service Type	Land Area (mi ²)	PSA Population	Pop. Density (pop/mi ²)	2020 EMS Calls in PSA	Active Medic Licenses
1. Wesport EMS	Mun	19.96	28,491	1,427	2,940	3
2. American Medical Response (AMR)	Com	45.87	206,444	5,555	40,391	36
3. Stratford EMS	Mun	17.49	51,849	2,966	8,313	39
4. Monroe Volunteer EMS	NP	26.07	19,434	745	2,397	13
5. Trumbull EMS	Mun	23.32	35,673	1,529	6,128	27
Easton – Paramedic PSA Unassigned		27.42	7,521	274	783	5
Refers to Agency		Refers to Area				

2022 Atlas of Connecticut EMS

Paramedic Primary Service Areas - EMS Region 2



EMS Services Assigned Paramedic PSAs in Region 2: **18**

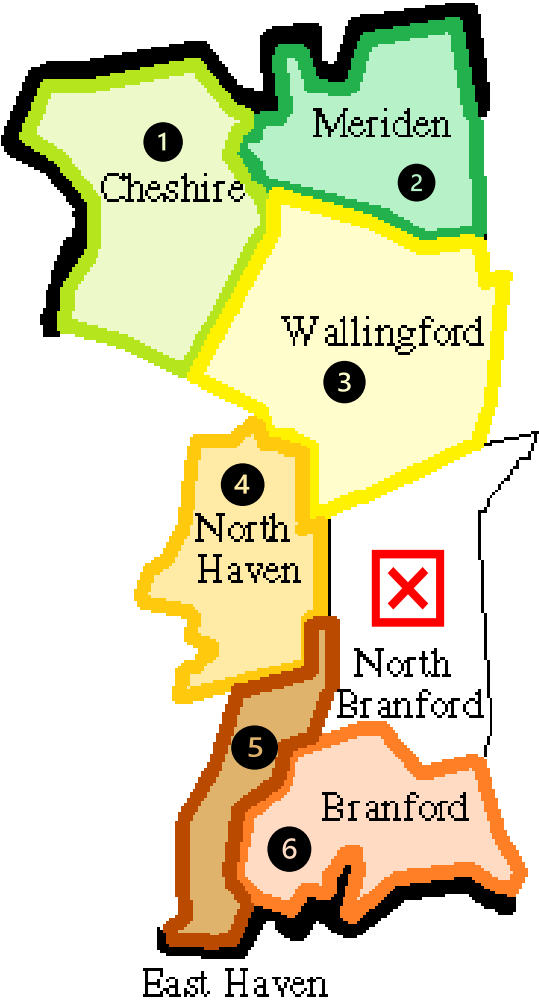
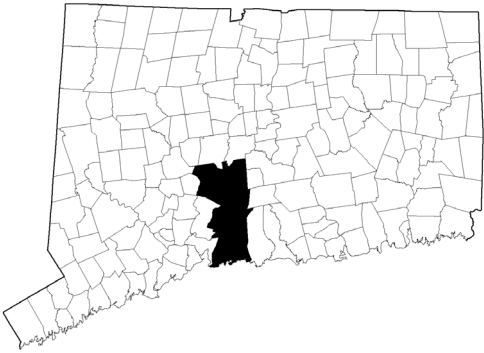
Unassigned Paramedic PSAs in Region 2: **2**

Population of Region 2: **755,350**

Paramedics Licensed in Region 2: **668**

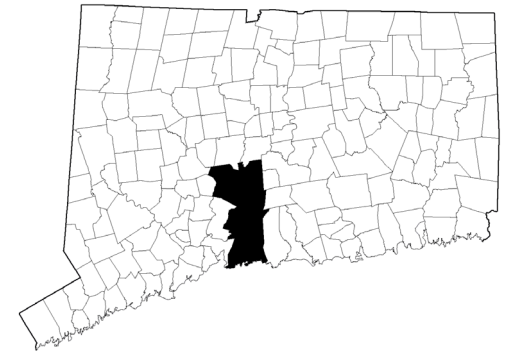
X = Paramedic PSA has not been assigned by OEMS

2022 Atlas of Connecticut EMS
Paramedic Primary Service Areas - EMS Region 2



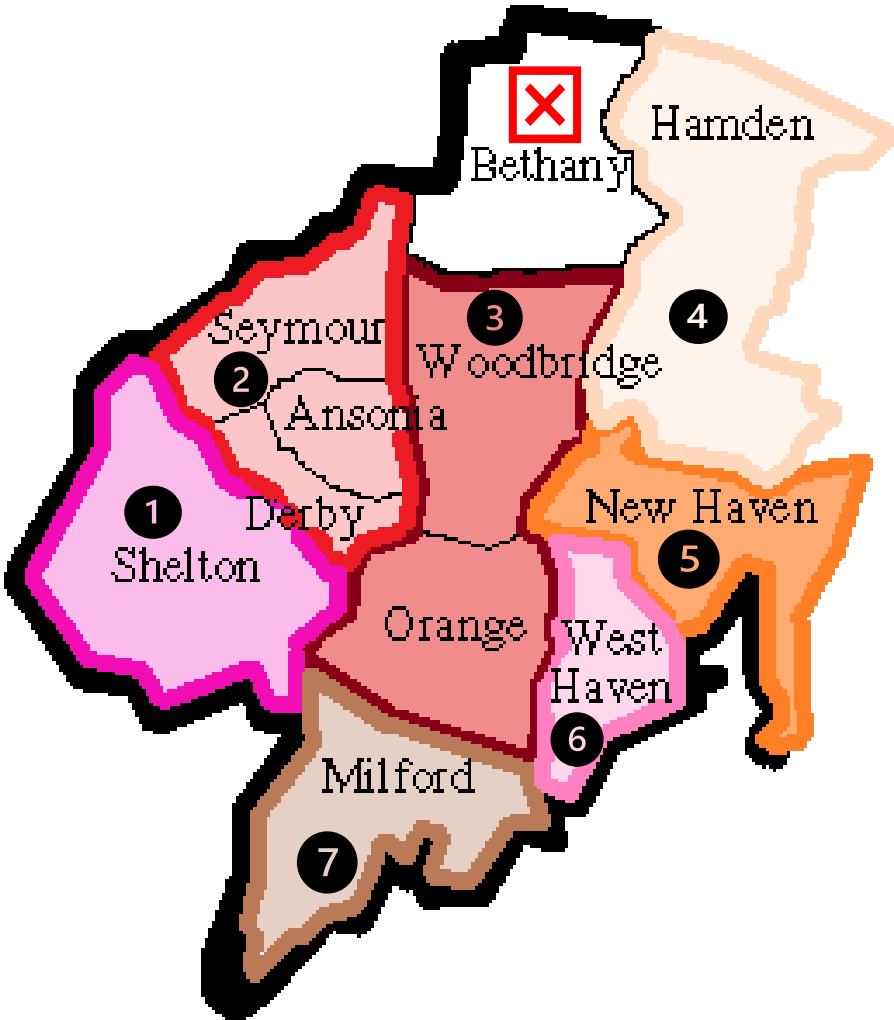
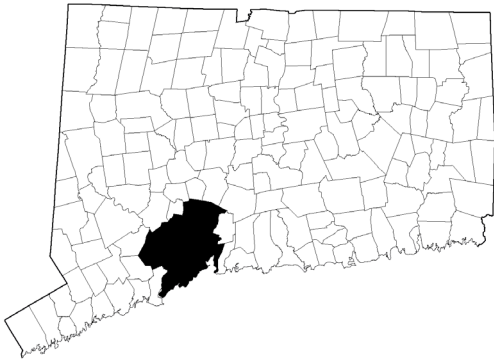
2022 Atlas of Connecticut EMS

Paramedic Primary Service Areas - EMS Region 2



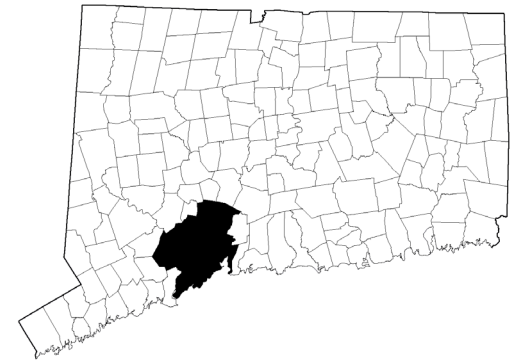
Primary Service Area Responder	Service Type	Land Area (mi ²)	PSA Population	Pop. Density (pop/mi ²)	2020 EMS Calls in PSA	Active Medic Licenses
1. Trinity Health of New England EMS	Com-H	33	28,937	875	2,182	28
2. Hunters Ambulance Service	Com-H	24	59,395	2,496	10,713	42
3. Wallingford Department of Fire Services	FD	39	44,326	1,135	6,674	69
4. North Haven Fire Department	FD	21	23,683	1,136	7,094	29
5. East Haven Fire Department	FD	12	28,569	2,321	9,483	30
6. Branford Fire Department EMS	FD	21	27,900	1,277	4,248	41
North Branford – PARAMEDIC PSA UNASSIGNED	-	25	14,146	571	1,316	31
Refers to Agency		Refers to Area				

2022 Atlas of Connecticut EMS
Paramedic Primary Service Areas - EMS Region 2



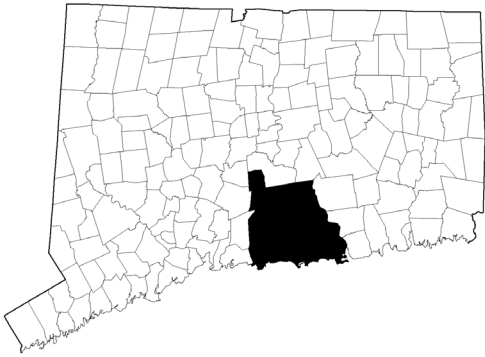
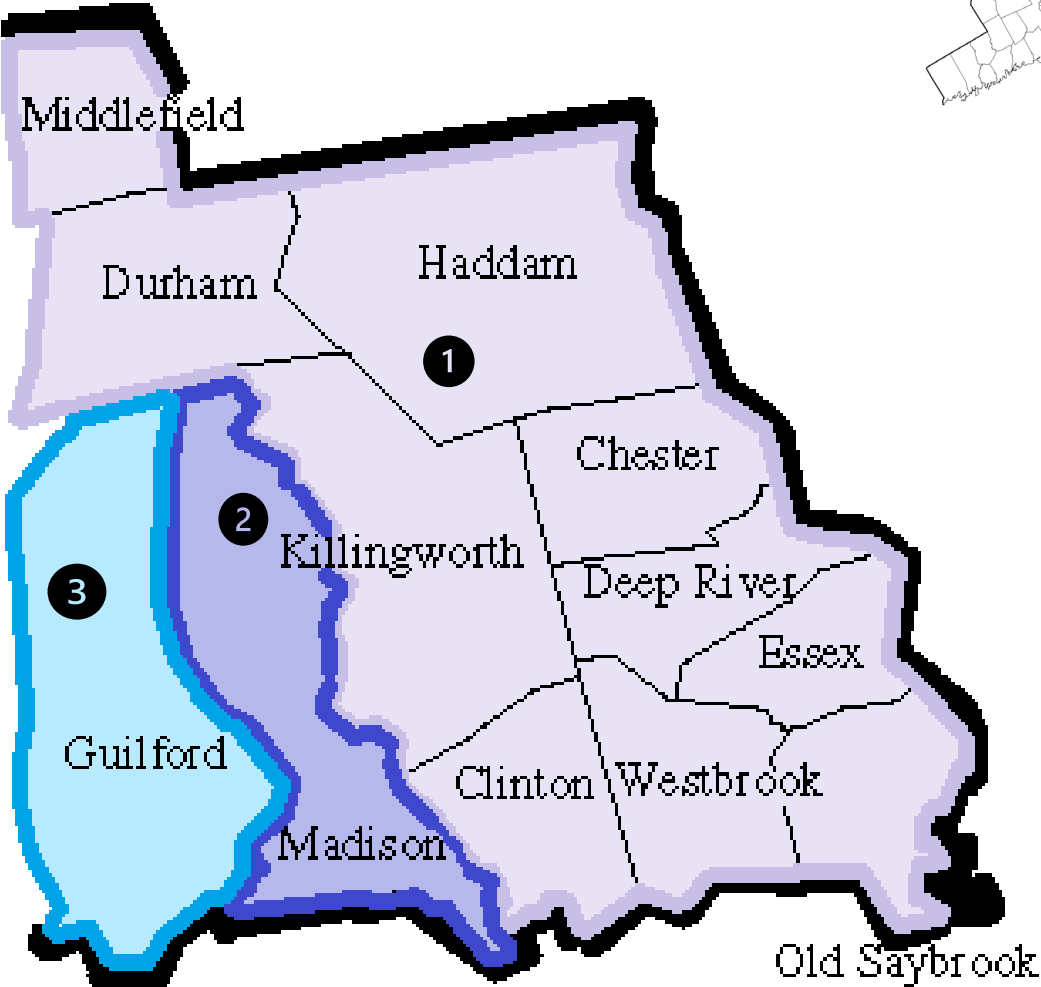
2022 Atlas of Connecticut EMS

Paramedic Primary Service Areas - EMS Region 2

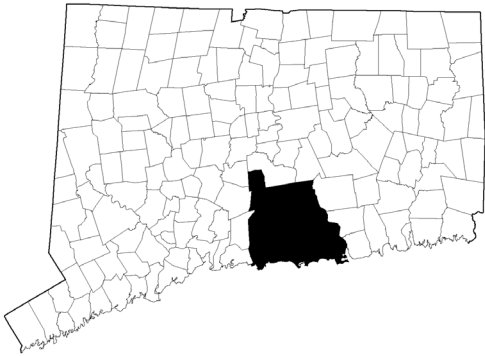


Primary Service Area Responder	Service Type	Land Area (mi ²)	PSA Population	Pop. Density (pop/mi ²)	2020 EMS Calls in PSA	Active Medic Licenses
1. Echo Hose Hook and Ladder Volunteer Ambulance	NP	30	41,129	1,342	7,578	40
2. Valley EMS	NP	25	47,430	2,223	10,005	43
3. American Medical Response (AMR)	Com	36	22,676	637	5,719	15
4. Hamden Fire Department	FD	33	60,556	1,854	16,492	35
5. New Haven Fire Department	FD	21	130,250	6,973	40,838	32
6. West Haven's Paramedic PSA is divided along obscure borders between: CITY OF WEST HAVEN FIRE DEPARTMENT ALLINGTOWN FIRST FIRE TAXATION DISTRICT CT OF WEST HAVEN WEST SHORE FIRE DISTRICT	FD	11	54,620	5,082	15,578	30
7. Milford Fire Department	FD	22	54,747	2,468	4,516	69
Bethany – PARAMEDIC PSA UNASSIGNED	-	21	5,548	262	547	7
Refers to Agency		Refers to Area				

2022 Atlas of Connecticut EMS
Paramedic Primary Service Areas - EMS Region 2



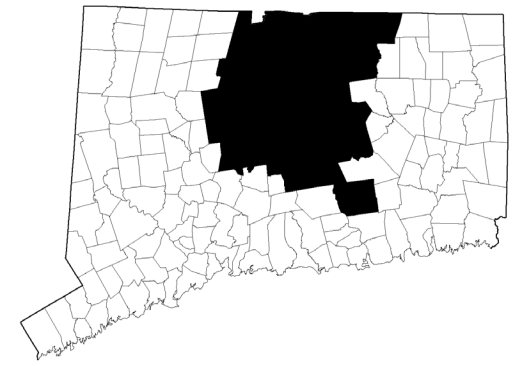
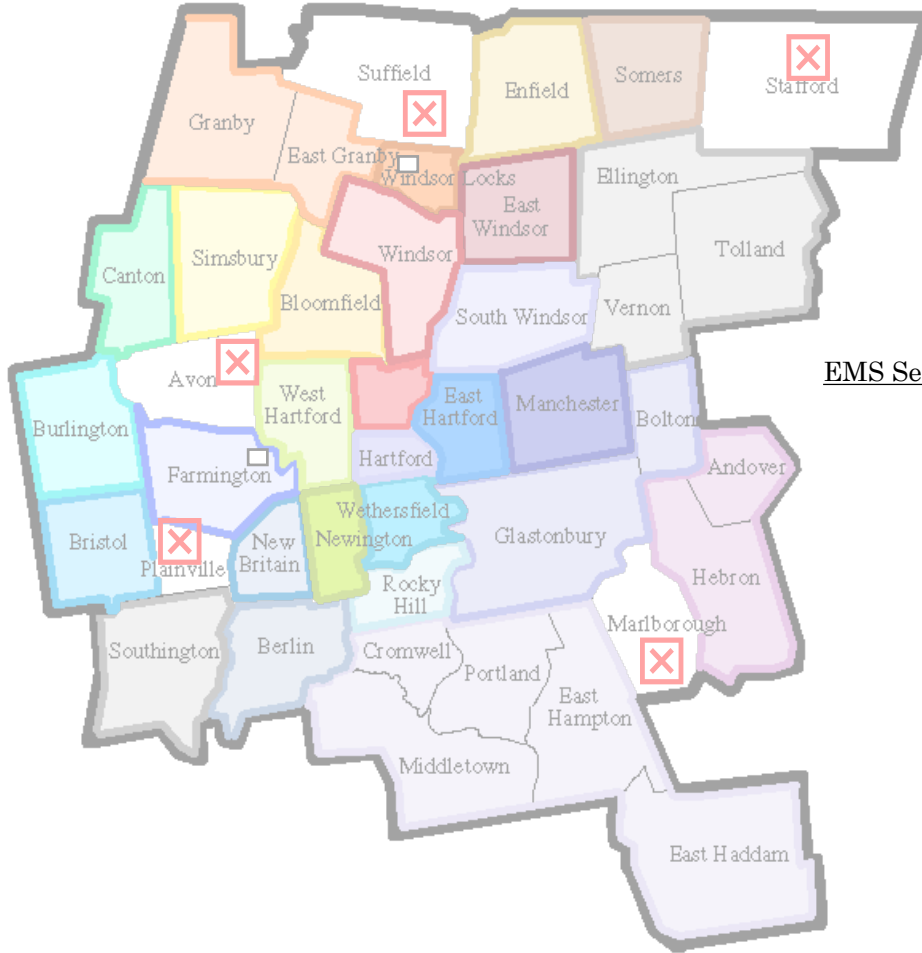
2022 Atlas of Connecticut EMS
Paramedic Primary Service Areas - EMS Region 2



Primary Service Area Responder	Service Type	Land Area (mi ²)	PSA Population	Pop. Density (pop/mi ²)	2020 EMS Calls in PSA	Active Medic Licenses
1. Middlesex Hospital Paramedics	H	199	71,275	415	8,607	90
2. Madison Ambulance Association	NP	36	18,030	498	1,883	17
3. Guilford Fire Department Ambulance	FD	47	22,133	469	2,061	24
Refers to Agency		Refers to Area				

2022 Atlas of Connecticut EMS

Paramedic Primary Service Areas - EMS Region 3



EMS Services Assigned Paramedic PSAs in Region 3: **27**

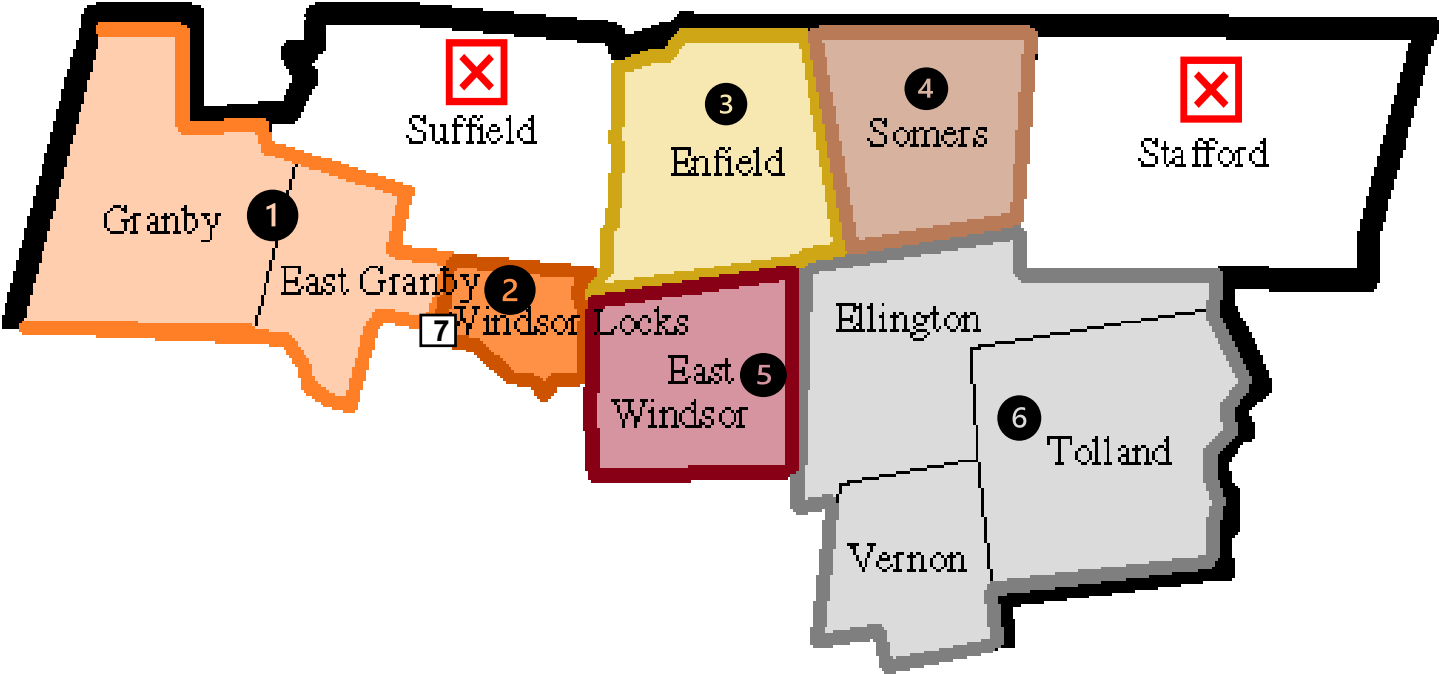
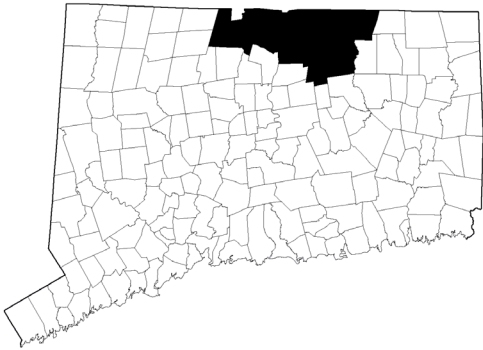
Unassigned Paramedic PSAs in Region 3: **5**

Population of Region 3: **1,081,507**

Paramedics Licensed in Region 3: **731**

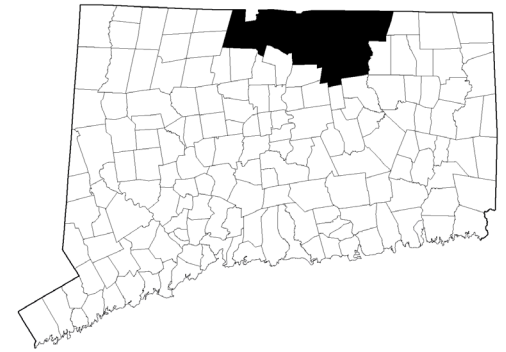
X = Paramedic PSA has not been assigned by OEMS

2022 Atlas of Connecticut EMS
Paramedic Primary Service Areas - EMS Region 3



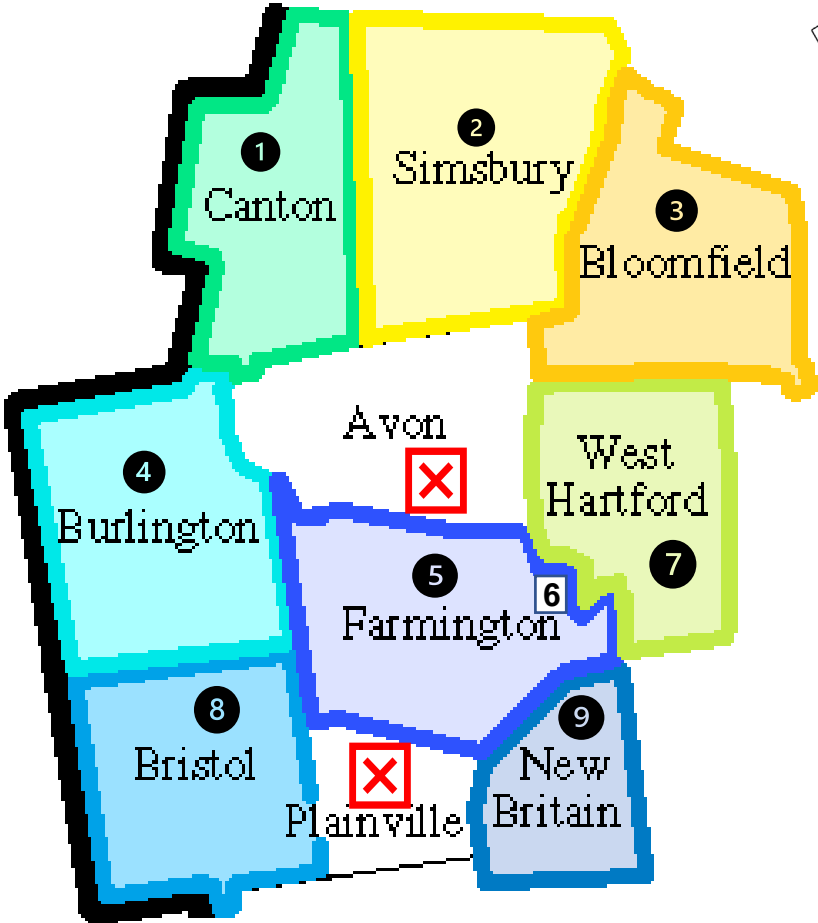
2022 Atlas of Connecticut EMS

Paramedic Primary Service Areas - EMS Region 3



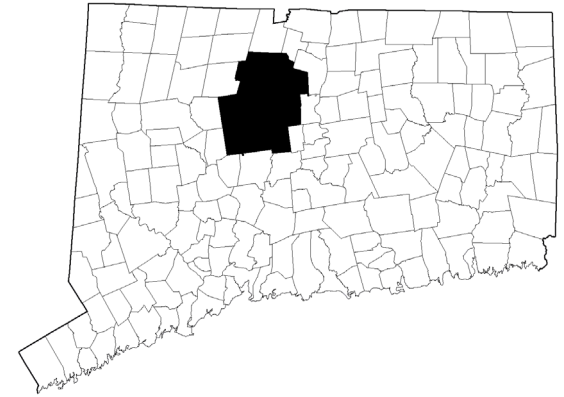
Primary Service Area Responder	Service Type	Land Area (mi ²)	PSA Population	Pop. Density (pop/mi ²)	2020 EMS Calls in PSA	Active Medic Licenses
1. Granby Ambulance Association	NP	58	16,647	287	1,497	11
2. Windsor Locks Lions Club Ambulance	NP	9	12,854	973	1,970	15
3. Enfield Community Ambulance	Mun	33	43,659	1,312	7,174	2
4. Town of Somers Fire Department	FD	28	10,784	380	752	5
5. East Windsor Ambulance Association	NP	26	11,668	444	2,484	12
6. American Medical Response of CT, Inc.	Com	90	60,444	836	8,925	67
7. Bradley International Emergency Services Division	IND	4	-	-	240	-
Suffield – PARAMEDIC PSA UNASSIGNED		42	15,814	374	1,814	9
Stafford – PARAMEDIC PSA UNASSIGNED		58	11,893	204	1,385	9
Refers to Agency		Refers to Area				

2022 Atlas of Connecticut EMS
Paramedic Primary Service Areas - EMS Region 3



2022 Atlas of Connecticut EMS

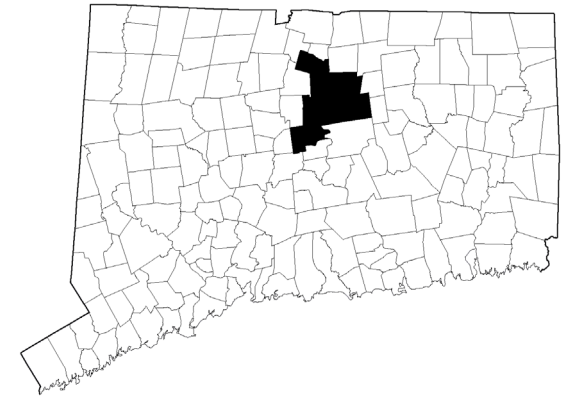
Paramedic Primary Service Areas - EMS Region 3



Primary Service Area Responder	Service Type	Land Area (mi ²)	PSA Population	Pop. Density (pop/mi ²)	2020 EMS Calls in PSA	Active Medic Licenses
1. Canton Volunteer Fire and EMS Dept.	NP	24	10,254	417	1,054	9
2. Simsbury Volunteer Ambulance Association	NP	33	25,395	748	2,139	15
3. Bloomfield Volunteer Ambulance	NP	26	21,211	813	3,561	8
4. Burlington Volunteer Fire Department	FD	29	9,704	326	423	16
5. Farmington Fire Department	FD	28	25,497	910	3,909	22
6. UCONN Fire Department	FD	-	-	-		-
7. West Hartford Fire Department	FD	22	62,965	2,883	12,878	25
8. Bristol EMS	H	26	59,947	2,269	9,188	48
9. New Britain EMS	NP	13	72,495	5,412	15,612	14
Avon – PARAMEDIC PSA UNASSIGNED		23	18,276	789	1,893	10
Plainville – PARAMEDIC PSA UNASSIGNED		10	17,534	1,807	2,449	14
Refers to Agency		Refers to Area				

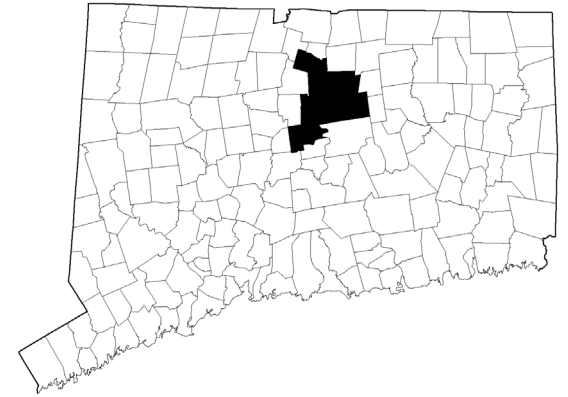
2022 Atlas of Connecticut EMS

Paramedic Primary Service Areas - EMS Region 3



2022 Atlas of Connecticut EMS

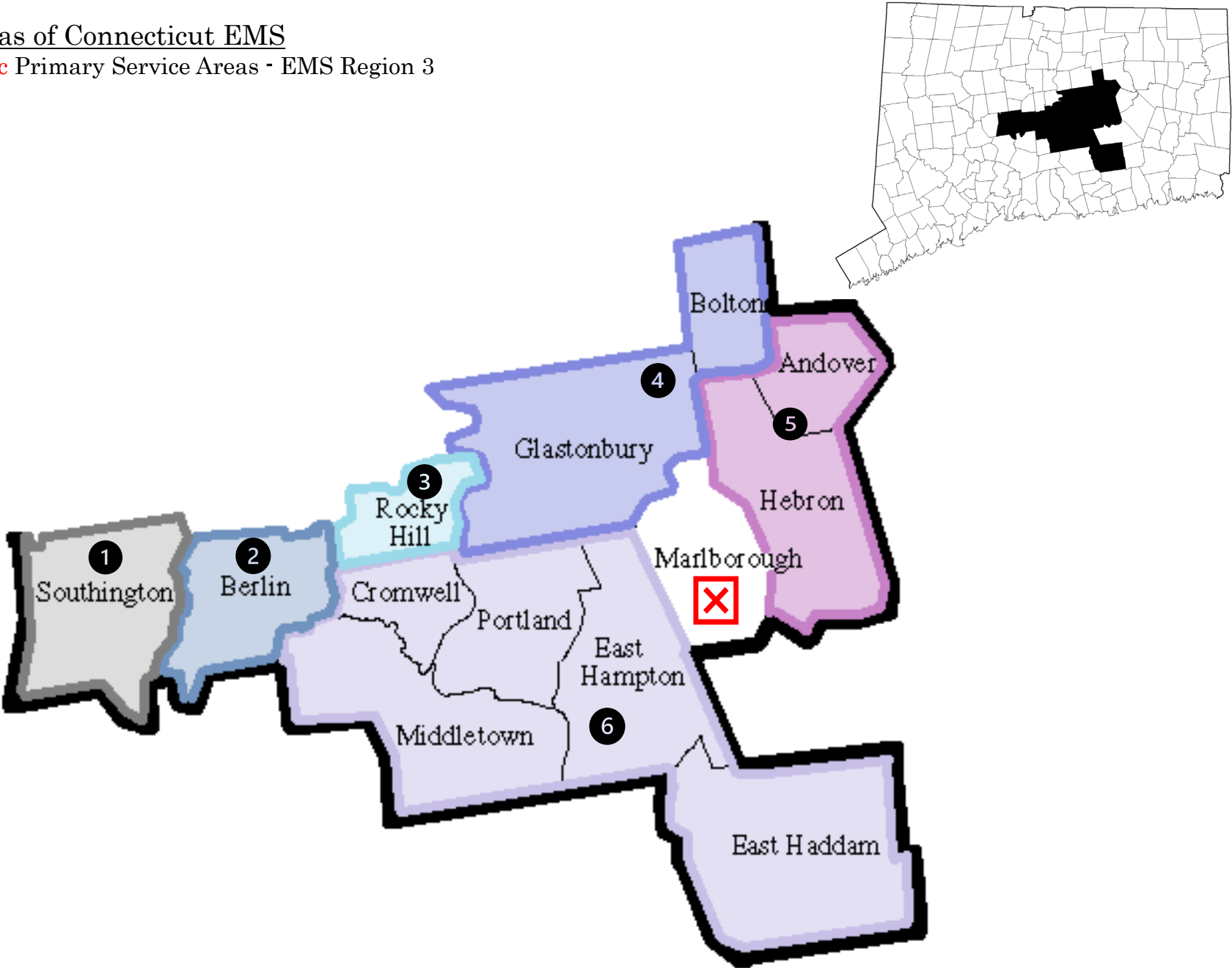
Paramedic Primary Service Areas - EMS Region 3



Primary Service Area Responder	Service Type	Land Area (mi ²)	PSA Population	Pop. Density (pop/mi ²)	2020 EMS Calls in PSA	Active Medic Licenses
1. Windsor EMS	NP	29	28,733	973	4,098	21
2. Ambulance Service of Manchester	Com-H	28	26,162	932	2,687	21
3. American Medical Response (AMR)	Com	17*	122,105*	7,025*	39,627*	8*
4. Aetna Ambulance Service, Inc.	Com-H					
5. East Hartford Fire Department	FD	18	49,872	2,771	13,569	19
6. South Manchester Fire Department	FD	27	57,584	2,101	13,768	53
7. Newington EMS	NP	13	30,014	2,284	5,867	20
8. Wethersfield Volunteer Ambulance Association	NP	12	26,008	2,112	3,609	24
Refers to Agency		Refers to Area				

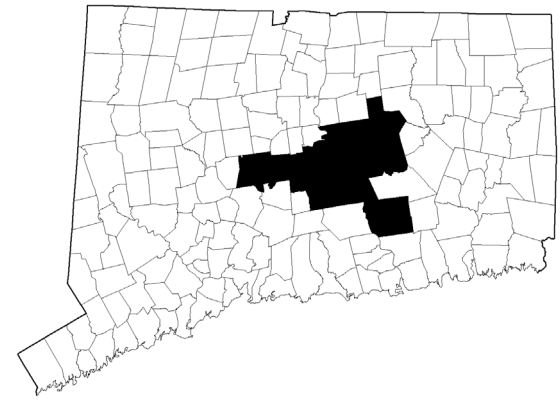
*This data is for the entire city of Hartford, which is divided between the two services.

2022 Atlas of Connecticut EMS
Paramedic Primary Service Areas - EMS Region 3



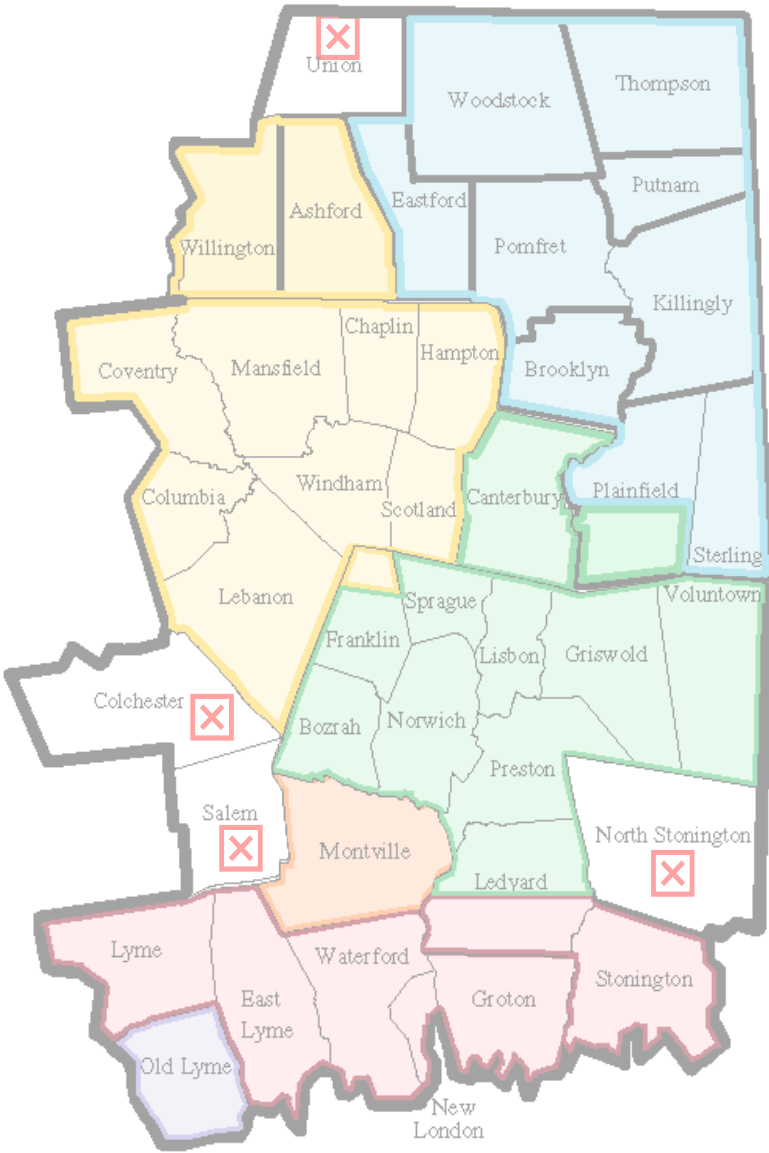
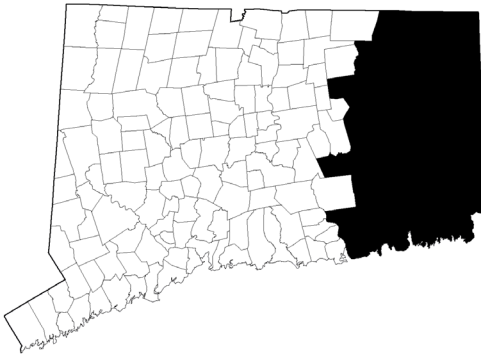
2022 Atlas of Connecticut EMS

Paramedic Primary Service Areas - EMS Region 3



Primary Service Area Responder	Service Type	Land Area (mi ²)	PSA Population	Pop. Density (pop/mi ²)	2020 EMS Calls in PSA	Active Medic Licenses
1. American Medical Response (AMR)	Com	36	43,834	1,221	5,875	53
2. Hunters Ambulance Service	Com-H	26	20,436	776	1,962	11
3. Rocky Hill Volunteer Ambulance	NP	13	20,115	1,495	3,052	15
4. Ambulance Service of Manchester	Com-H	65	39,366	505	4,280	29
5. Windham Hospital Paramedics	H	51	12,740	233	1,155	26
6. Middlesex Hospital Paramedics	H	165	91,161	632	15,554	83
Marlborough – PARAMEDIC PSA UNASSIGNED		23	6,335	271	795	17
Refers to Agency		Refers to Area				

2022 Atlas of Connecticut EMS
Paramedic Primary Service Areas - EMS Region 4




EMS Services Assigned Paramedic PSAs in Region 4: **6**

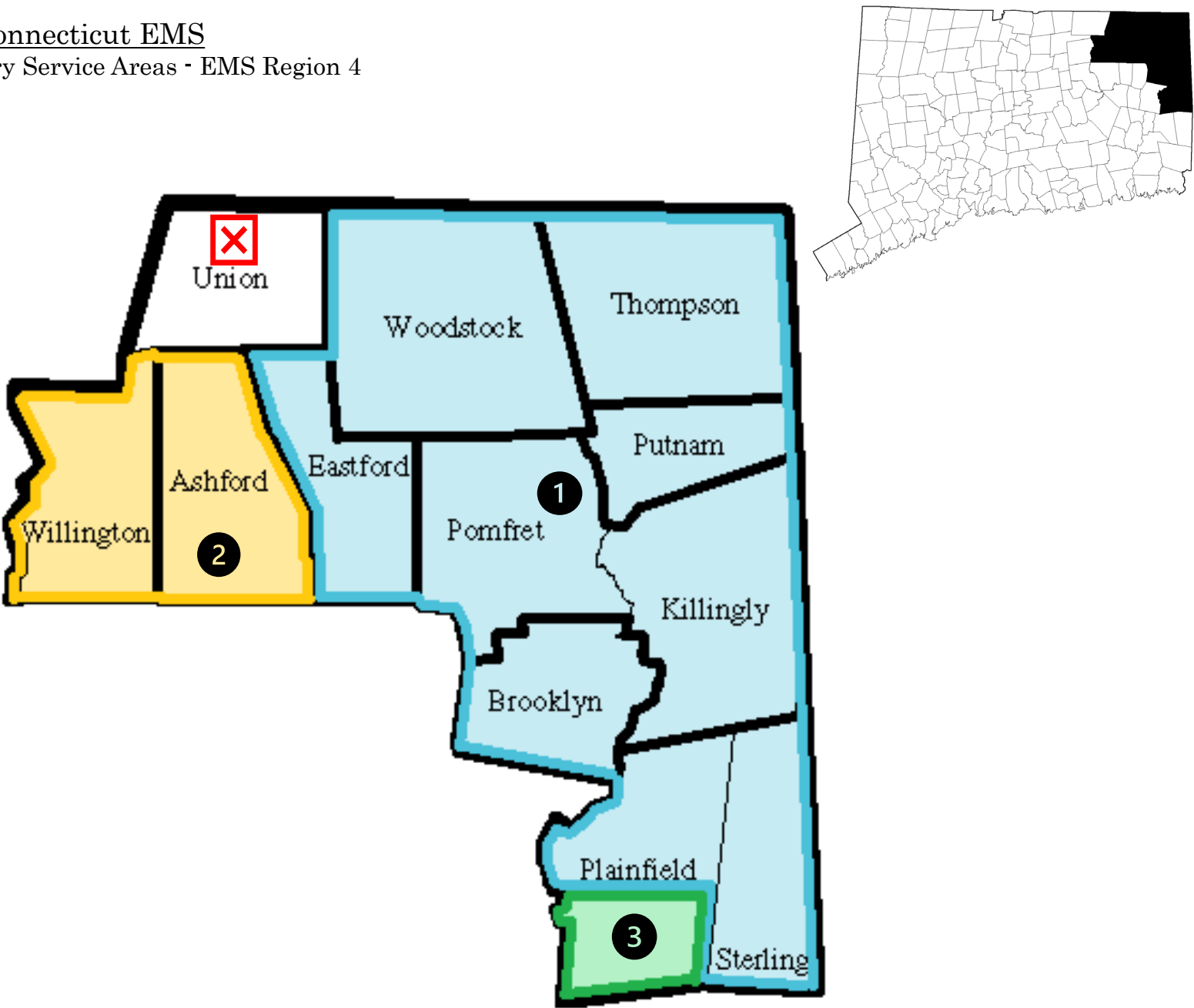
Unassigned Paramedic PSAs in Region 4: **4**

Population of Region 4: **430,129**

Paramedics Licensed in Region 4: **304**

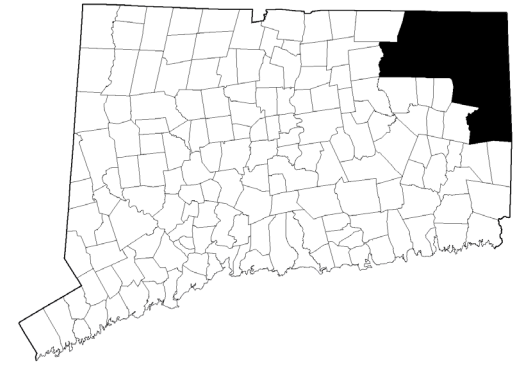
 = Paramedic PSA has not been assigned by OEMS

2022 Atlas of Connecticut EMS
Paramedic Primary Service Areas - EMS Region 4



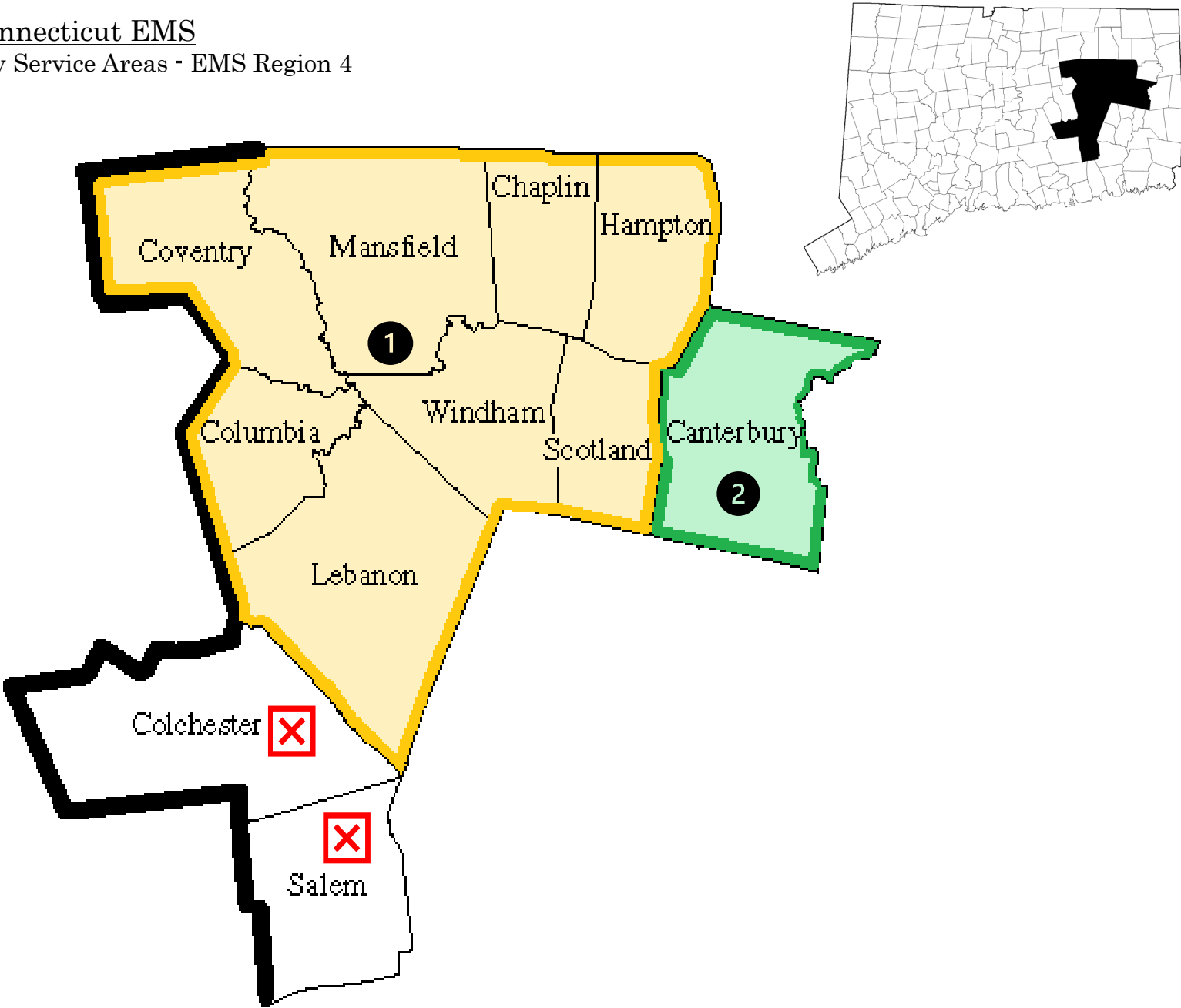
2022 Atlas of Connecticut EMS

Paramedic Primary Service Areas - EMS Region 4



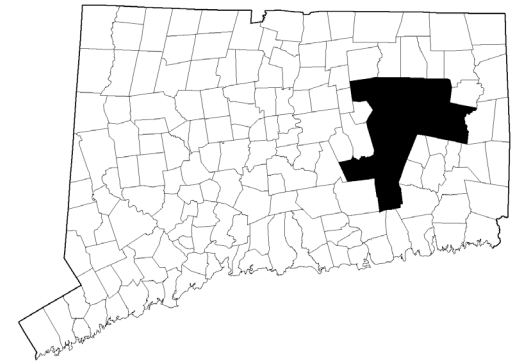
Primary Service Area Responder	Service Type	Land Area (mi ²)	PSA Population	Pop. Density (pop/mi ²)	2020 EMS Calls in PSA	Active Medic Licenses
1. KB Ambulance	NP	322	69,509	216	10,198	46
2. Windham Hospital Paramedics	H	72	10,119	143	499	10
3. American Ambulance Service, Inc.	Com	-	-	357 (Plainfield)	-	11 (Plainfield)
Union – PARAMEDIC PSA UNASSIGNED		29	839	29	95	0
Refers to Agency		Refers to Area				

2022 Atlas of Connecticut EMS
Paramedic Primary Service Areas - EMS Region 4



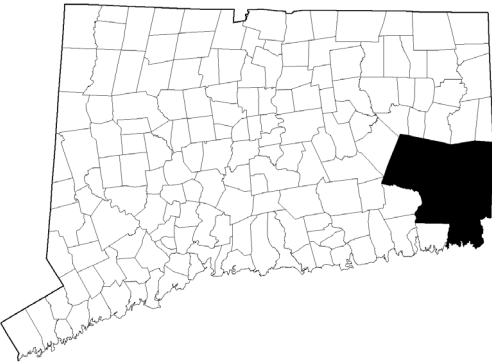
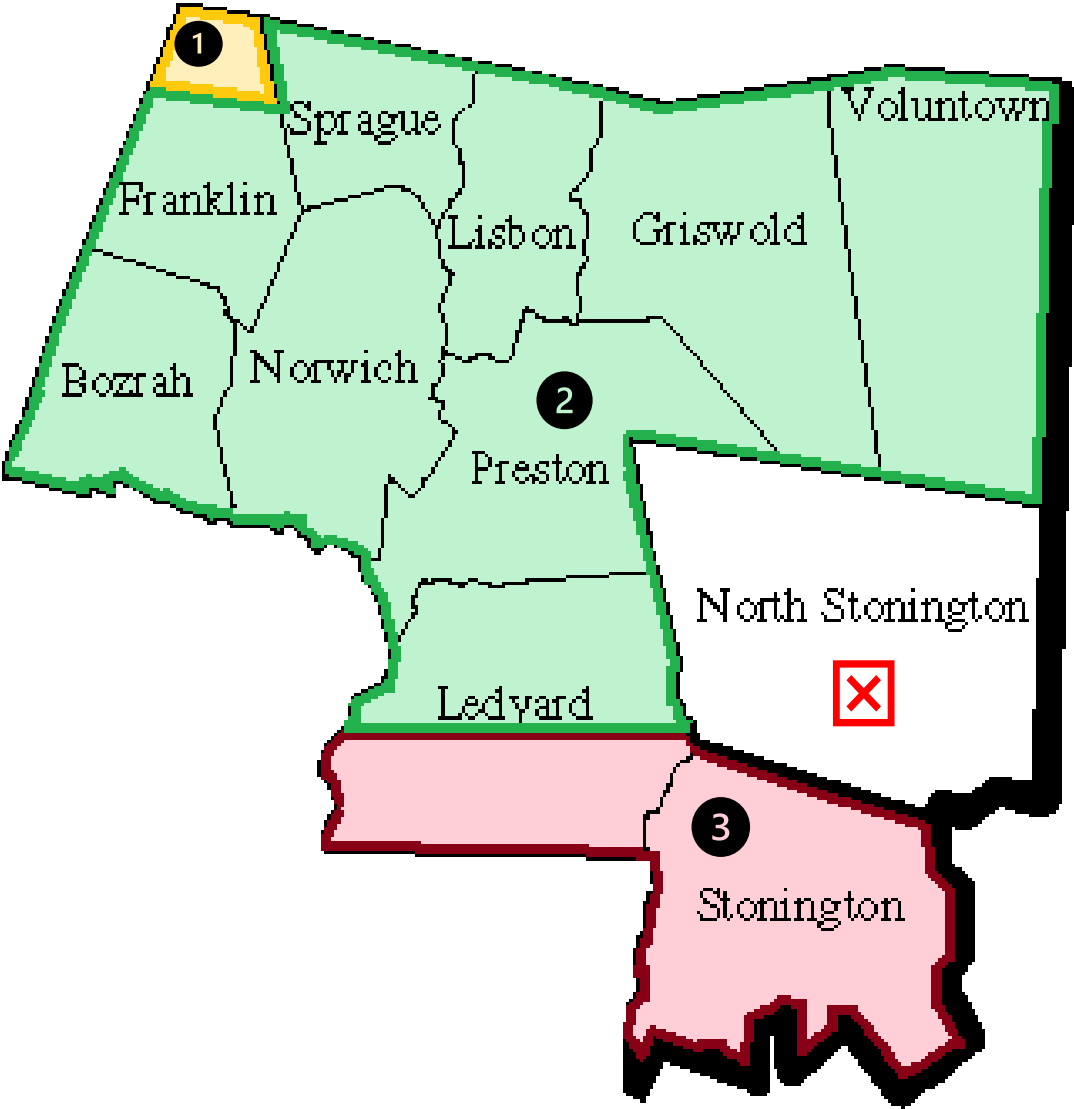
2022 Atlas of Connecticut EMS

Paramedic Primary Service Areas - EMS Region 4



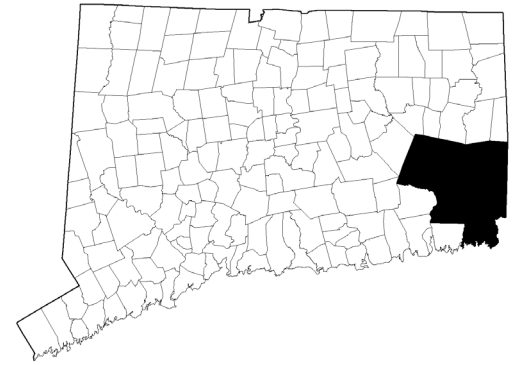
Primary Service Area Responder	Service Type	Land Area (mi ²)	PSA Population	Pop. Density (pop/mi ²)	2020 EMS Calls in PSA	Active Medic Licenses
1. Windham Hospital Paramedics	H	248	80,731	326	7,327	65
2. American Ambulance Service, Inc	Com	40	5,079	127	315	7
Colchester – PARAMEDIC PSA UNASSIGNED		49	15,809	322	1,740	36
Salem – PARAMEDIC PSA UNASSIGNED		29	4,083	141	273	7
Refers to Agency		Refers to Area				

2022 Atlas of Connecticut EMS
Paramedic Primary Service Areas - EMS Region 4



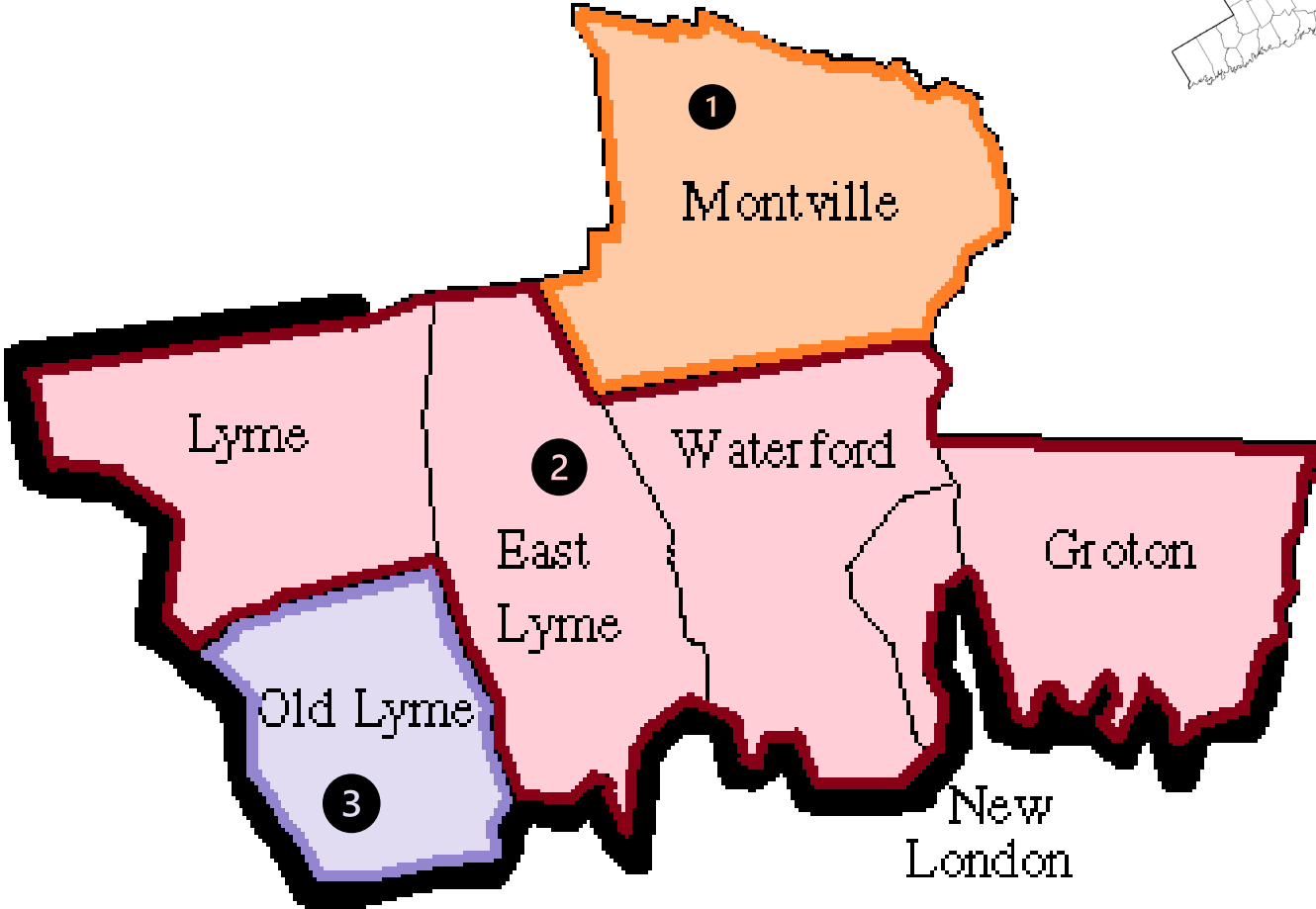
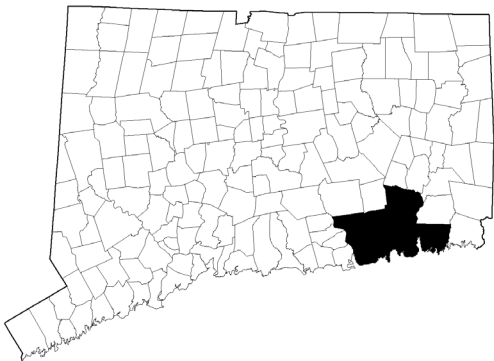
2022 Atlas of Connecticut EMS

Paramedic Primary Service Areas - EMS Region 4

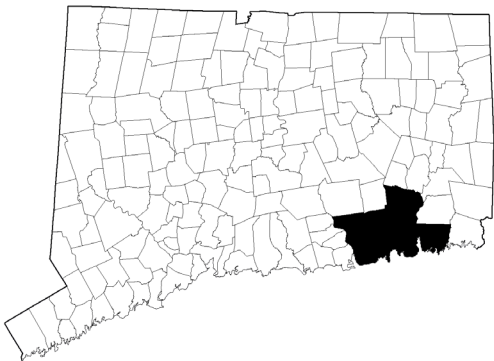


Primary Service Area Responder	Service Type	Land Area (mi ²)	PSA Population	Pop. Density (pop/mi ²)	2020 EMS Calls in PSA	Active Medic Licenses
1. Windham Hospital Paramedics	H	-	-	-	-	-
2. American Ambulance Service, Inc.	Com	211	75,242	357	10,394	53
3. Lawrence and Memorial Hospital Paramedics	H	58	25,870	446	4,180	16
North Stonington – PARAMEDIC PSA UNASSIGNED		54	5,196	96	974	6
Refers to Agency		Refers to Area				

2022 Atlas of Connecticut EMS
Paramedic Primary Service Areas - EMS Region 4

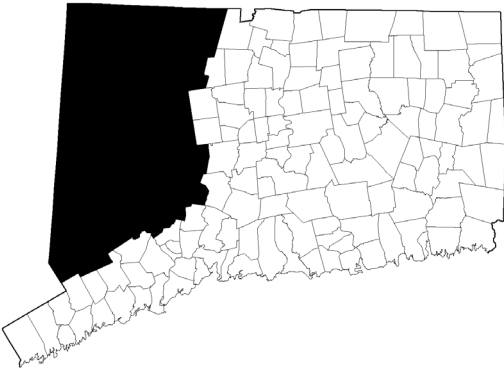
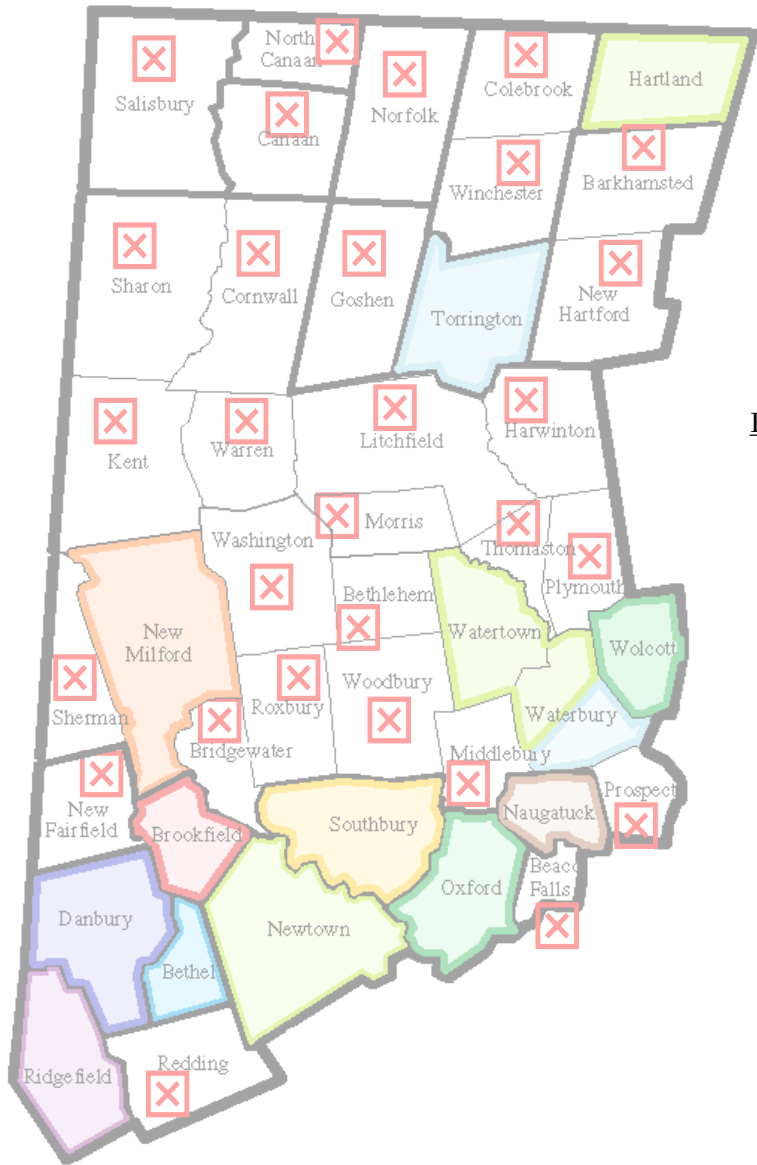


2022 Atlas of Connecticut EMS
Paramedic Primary Service Areas - EMS Region 4



Primary Service Area Responder	Service Type	Land Area (mi ²)	PSA Population	Pop. Density (pop/mi ²)	2020 EMS Calls in PSA	Active Medic Licenses
1. Mohegan Tribal Fire Department	FD	42	18,508	441	2,475	14
2. Lawrence and Memorial Hospital Paramedics	H	136	104,818	771	19,730	38
3. Middlesex Hospital Paramedics	H	23	7,306	317	949	4
Refers to Agency		Refers to Area				

2022 Atlas of Connecticut EMS
Paramedic Primary Service Areas - EMS Region 5



EMS Services Assigned Paramedic PSAs in Region 5: **13**

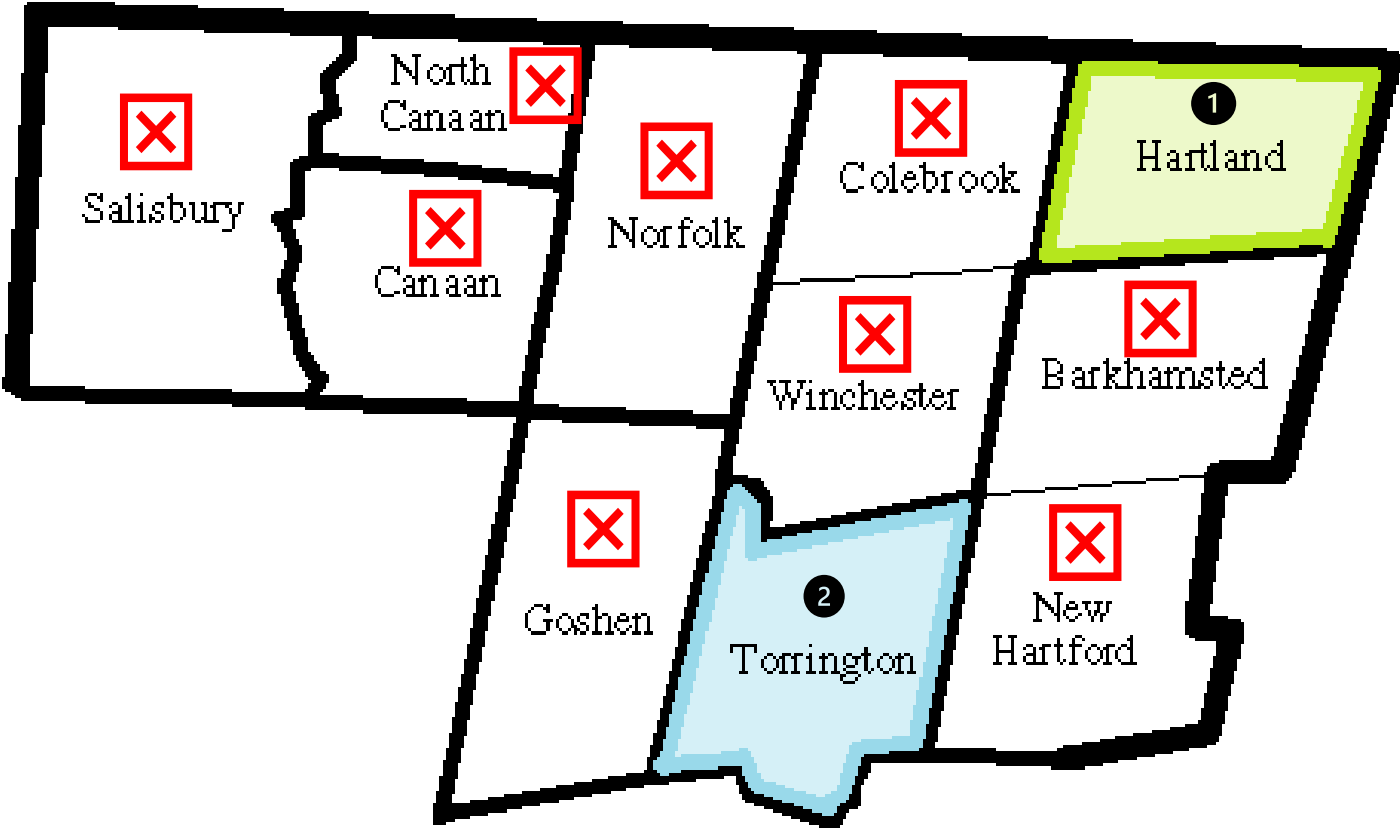
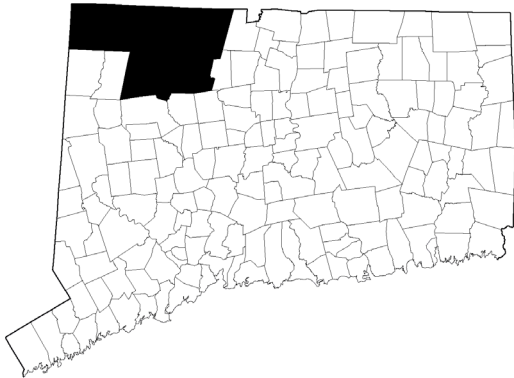
Unassigned Paramedic PSAs in Region 5: **29**

Population of Region 5: **595,205**

Paramedics Licensed in Region 5: **453**

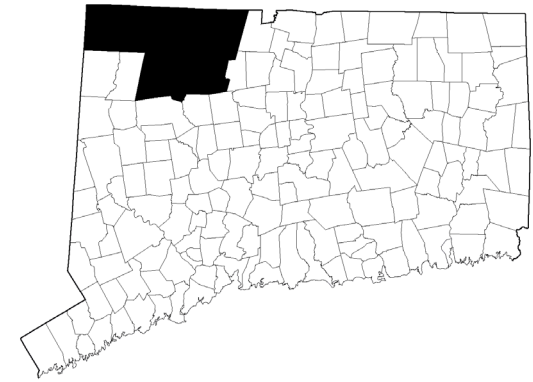
X = Paramedic PSA has not been assigned by OEMS

2022 Atlas of Connecticut EMS
Paramedic Primary Service Areas - EMS Region 5



2022 Atlas of Connecticut EMS

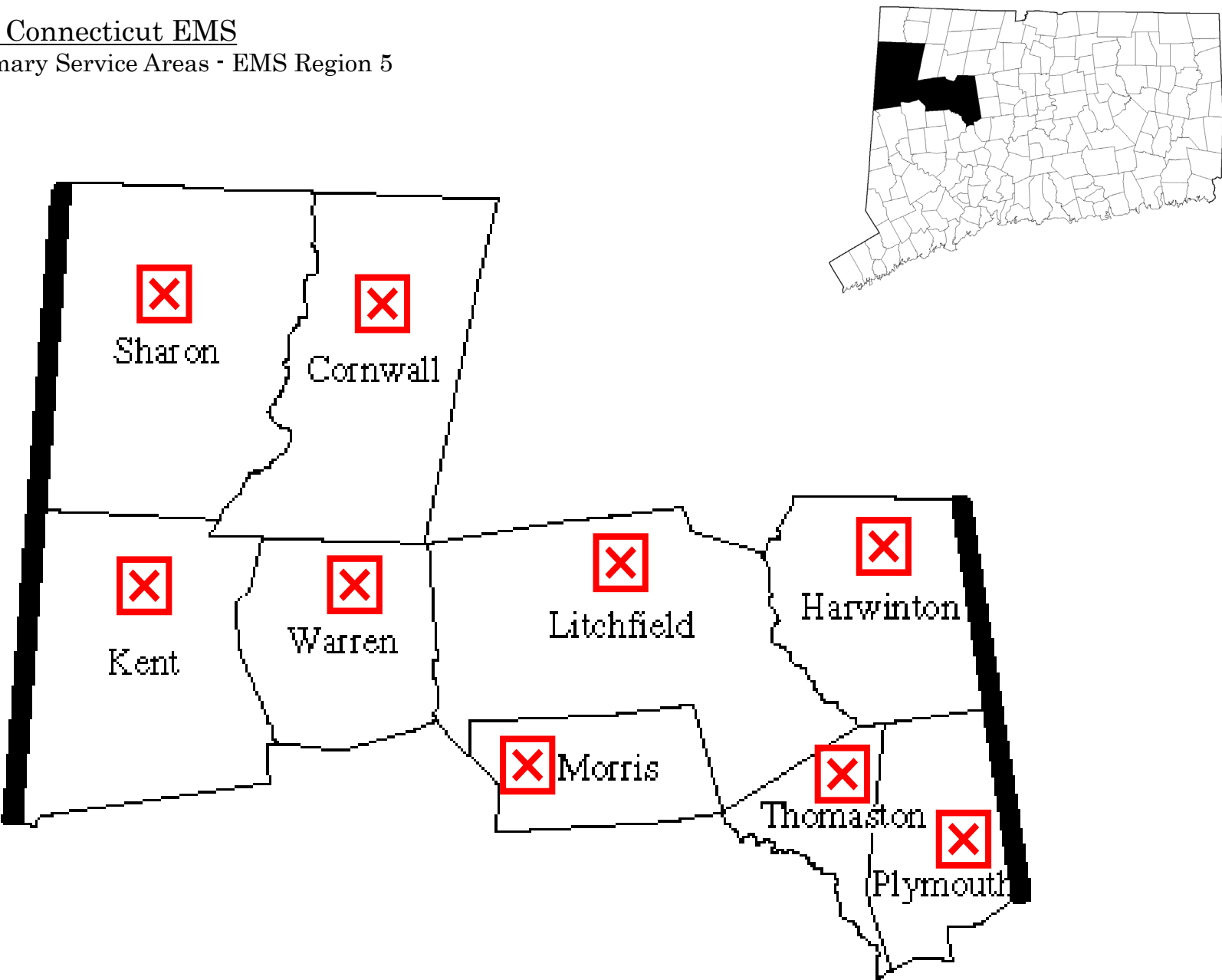
Paramedic Primary Service Areas - EMS Region 5



Primary Service Area Responder	Service Type	Land Area (mi ²)	PSA Population	Pop. Density (pop/mi ²)	2020 EMS Calls in PSA	Active Medic Licenses
1. Granby Ambulance Association	NP	33	2,120	64	134	3
2. Trinity Health of New England EMS	Com-H	39	34,044	856	5,295	19
Salisbury – PARAMEDIC PSA UNASSIGNED		57	3,600	62	794*	2
North Canaan – PARAMEDIC PSA UNASSIGNED		19	3,251	167		6*
Canaan – PARAMEDIC PSA UNASSIGNED		32	1,053	32		
Barkhamsted – PARAMEDIC PSA UNASSIGNED		36	3,606	100	309	6
Norfolk – PARAMEDIC PSA UNASSIGNED		45	1,630	36	143	5
Colebrook – PARAMEDIC PSA UNASSIGNED		32	1,404	44	75	9
Winchester – PARAMEDIC PSA UNASSIGNED		63	12,004	185	1,081	6
New Hartford – PARAMEDIC PSA UNASSIGNED		73	10,262	139	607	12
Goshen – PARAMEDIC PSA UNASSIGNED		43	2,863	65	230	2
Refers to Agency		Refers to Area				

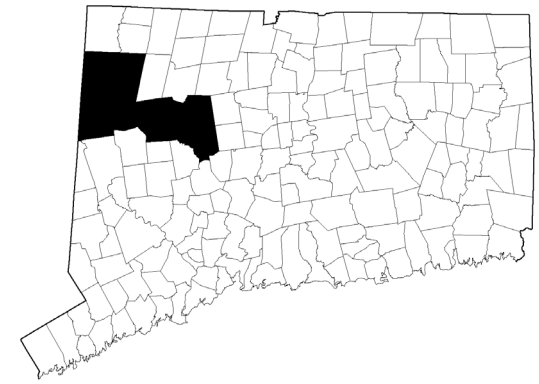
*Separating call volume and other data between Canaan and North Canaan is not currently possible, so they are combined here. Despite a clearly drawn border, these two municipalities are frequently confused in state and federal datasets.

2022 Atlas of Connecticut EMS
Paramedic Primary Service Areas - EMS Region 5



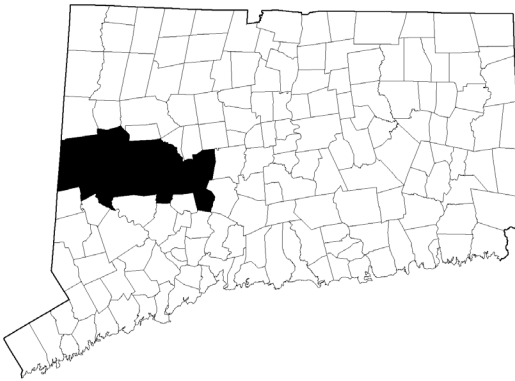
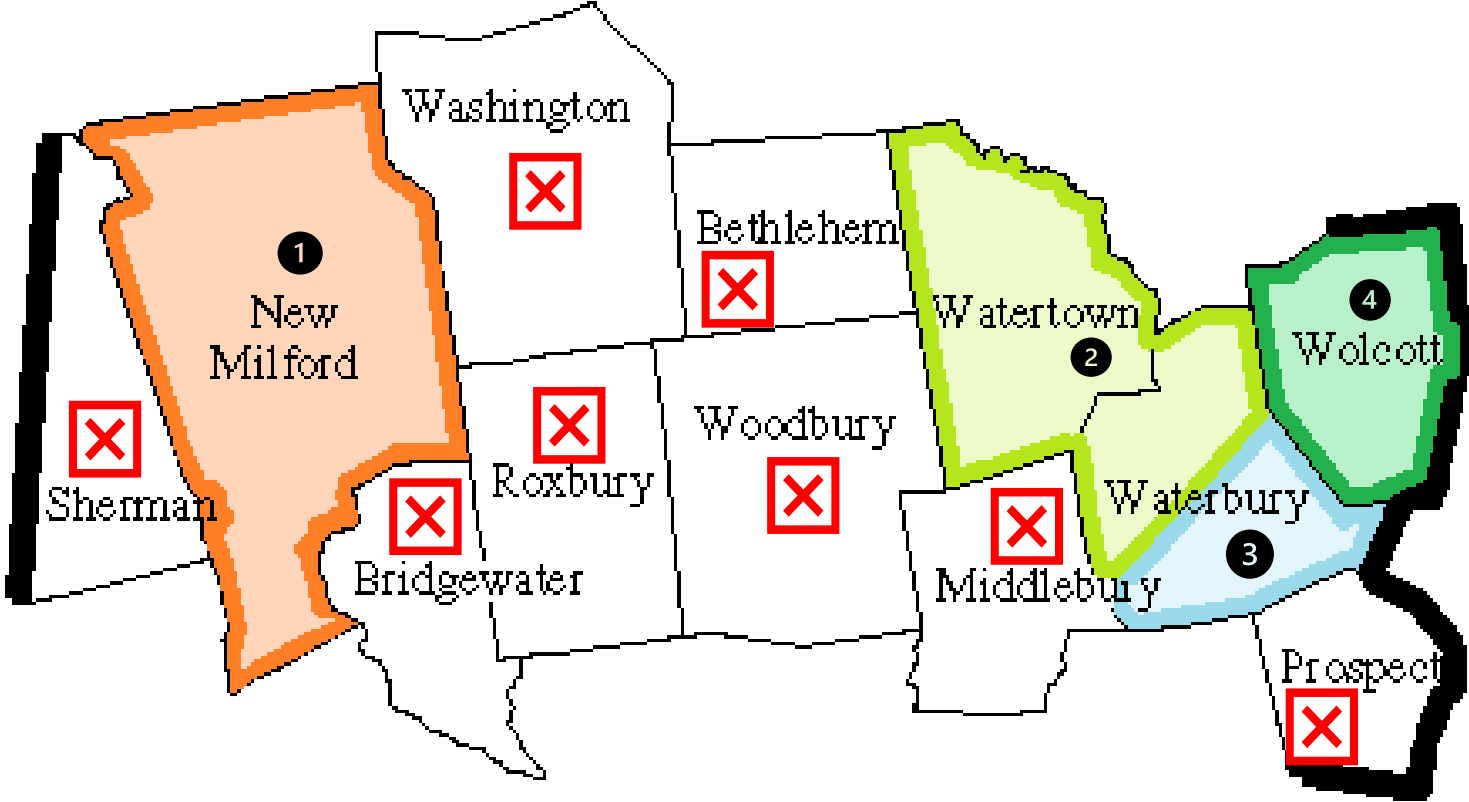
2022 Atlas of Connecticut EMS

Paramedic Primary Service Areas - EMS Region 5



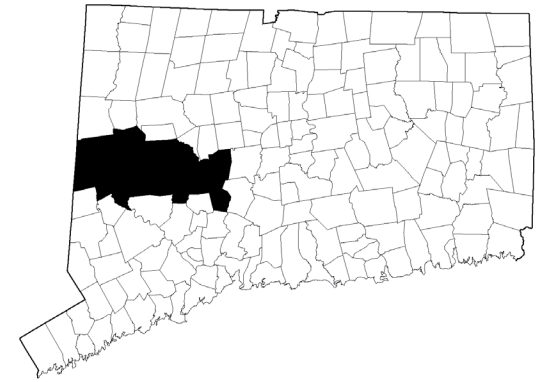
Primary Service Area Responder	Service Type	Land Area (mi ²)	PSA Population	Pop. Density (pop/mi ²)	2020 EMS Calls in PSA	Active Medic Licenses
Sharon – PARAMEDIC PSA UNASSIGNED		58	2,689	45	434	3
Cornwall – PARAMEDIC PSA UNASSIGNED		46	1,362	29	198	1
Kent – PARAMEDIC PSA UNASSIGNED		48	2,777	57	340	5
Warren – PARAMEDIC PSA UNASSIGNED		26	1,395	53	129	0
Litchfield – PARAMEDIC PSA UNASSIGNED		73	10,348	136	1,368	12
Harwinton – PARAMEDIC PSA UNASSIGNED		30	5,420	176	464	13
Morris – PARAMEDIC PSA UNASSIGNED		17	2,254	130	253	3
Plymouth – PARAMEDIC PSA UNASSIGNED		21	11,598	529	1,169	11
Thomaston – PARAMEDIC PSA UNASSIGNED		11	7,535	629	583	7
Refers to Agency		Refers to Area				

2022 Atlas of Connecticut EMS
Paramedic Primary Service Areas - EMS Region 5



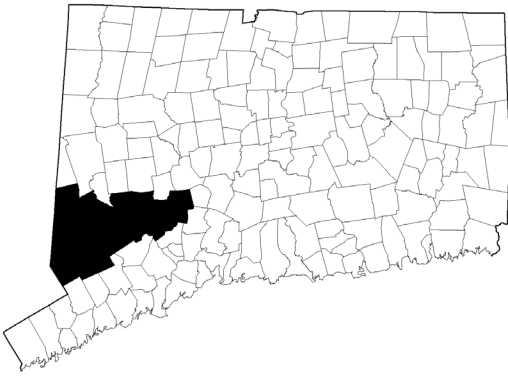
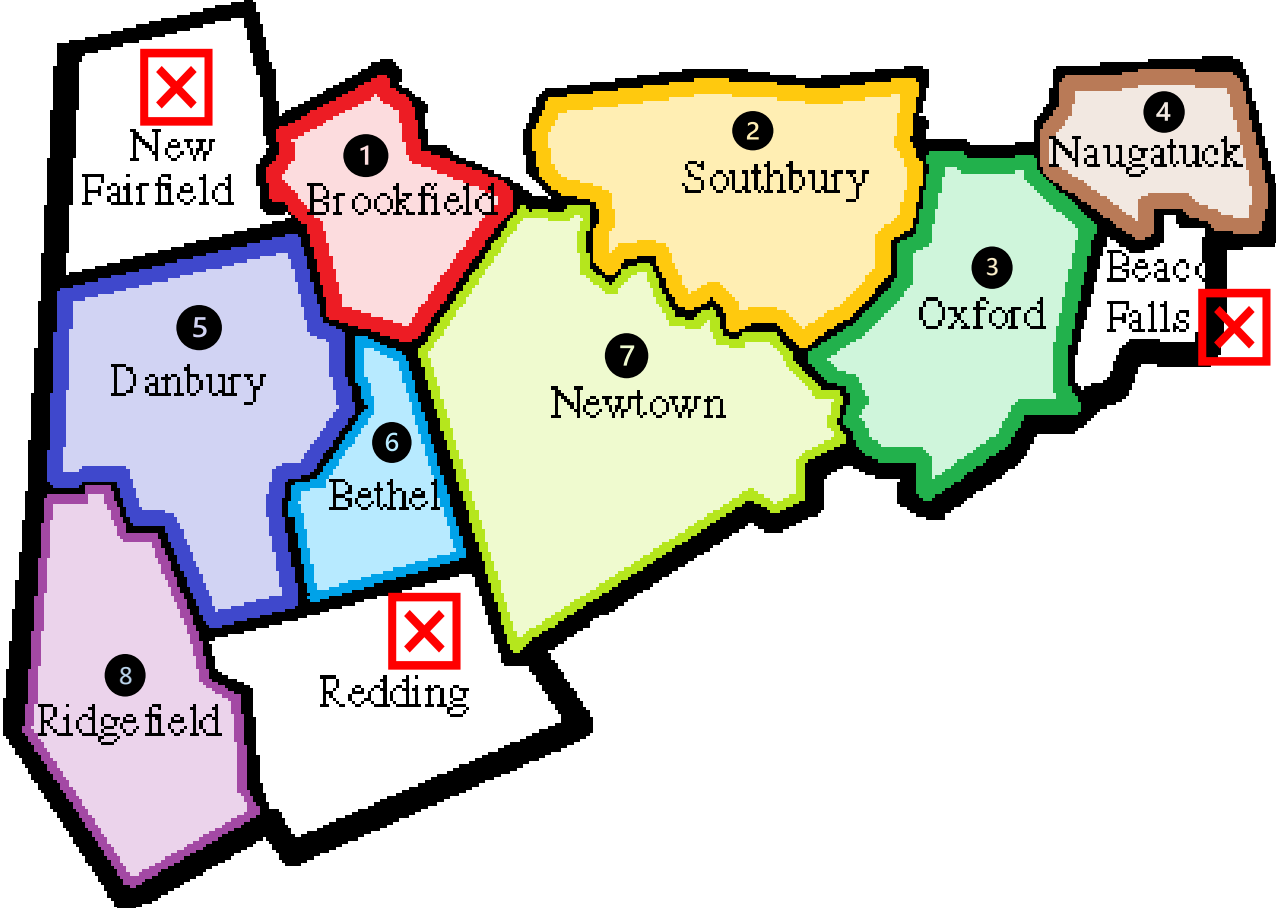
2022 Atlas of Connecticut EMS

Paramedic Primary Service Areas - EMS Region 5



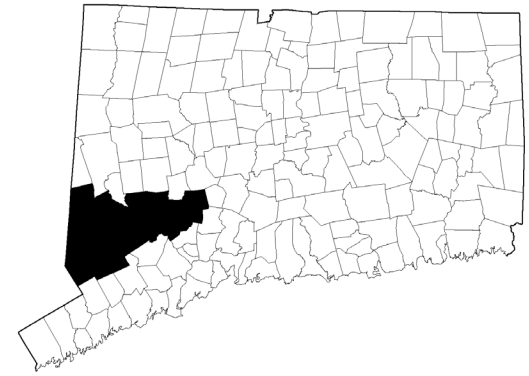
Primary Service Area Responder	Service Type	Land Area (mi ²)	PSA Population	Pop. Density (pop/mi ²)	2020 EMS Calls in PSA	Active Medic Licenses
1. New Milford Community Ambulance	NP	61	26,805	435	3,314	26
2. American Medical Response	Com	43	75,362	2,257	13,397	41
3. Trinity Health of New England EMS	Com-H	28	63,486	2,226	11,132	26
4. Wolcott Volunteer Ambulance Association	NP	20	16,587	811	1,958	32
Sherman – PARAMEDIC PSA UNASSIGNED		21	3,630	165	435	5
Washington – PARAMEDIC PSA UNASSIGNED		38	3,428	90	486	1
Bethlehem – PARAMEDIC PSA UNASSIGNED		19	3,402	175	188	6
Bridgewater – PARAMEDIC PSA UNASSIGNED		16	1,635	99	170	2
Roxbury – PARAMEDIC PSA UNASSIGNED		26	2,152	81	170	5
Woodbury – PARAMEDIC PSA UNASSIGNED		36	9,502	261	1,103	10
Middlebury – PARAMEDIC PSA UNASSIGNED		17	7,798	439	865	10
Prospect – PARAMEDIC PSA UNASSIGNED		14	9,702	682	540	10
Refers to Agency		Refers to Area				

2022 Atlas of Connecticut EMS
Paramedic Primary Service Areas - EMS Region 5



2022 Atlas of Connecticut EMS

Paramedic Primary Service Areas - EMS Region 5



Primary Service Area Responder	Service Type	Land Area (mi ²)	PSA Population	Pop. Density (pop/mi ²)	2020 EMS Calls in PSA	Active Medic Licenses
1. Brookfield Volunteer Fire Company	FD	19	16,973	858	1,488	13
2. Southbury Ambulance Association	NP	38	19,571	501	3,287	15
3. Valley EMS	NP	32	13,255	404	1,522	24
4. Naugatuck Ambulance Corps, Inc	NP	16	31,108	1,907	4,635	25
5. Danbury EMS	Mun	41	84,694	2,021	2,420	21
6. Bethel Police Department	Mun	16	19,800	1,172	3,144	11
7. Newtown Volunteer Ambulance Association, Inc.	NP	57	27,891	483	3,196	26
8. Ridgefield Fire Department	FD	34	24,959	723	1,580	15
Beacon Falls – PARAMEDIC PSA UNASSIGNED		9	6,222	643	848	8
Redding – PARAMEDIC PSA UNASSIGNED		31	9,116	289	1,152	11
New Fairfield – PARAMEDIC PSA UNASSIGNED		20	13,878	678	817	12
Refers to Agency		Refers to Area				

